



Valves

Valves for Pools & Spas



Diverter Valves – 1-1/2 in. and 2 in. 2-Way and 3-Way




Featured Highlights

- All valves available in CPVC or PVC
- Maintenance-free Teflon® coated diverter seal
- Optimum positive-seal
- High Flow Rate
- Fiberglass reinforced handle
- Withstands pressure up to 150 psi
- Chemical-resistant
- Used for diverting, shut-off or mixing applications
- Accepts 1-1/2 in., 2 in., and 2-1/2 in. PVC plumbing
- Field-adjustable stop positions
- Plumbed with inlet at any port
- Designed to work with most industry standard actuators

Ordering Information

Product	Description	Carton Qty.	Carton Wt. (Lbs.)
2-WAY AND 3-WAY DIVERTER VALVES			
263026	3-Way CPVC 2 in. (2-1/2 in. slip outside)	1	2
263027	2-Way CPVC 2 in. (2-1/2 in. slip outside)	1	2
263028	3-Way PVC 2 in. (2-1/2 in. slip outside)	1	2
263029	2-Way PVC 2 in. (2-1/2 in. slip outside)	1	2
263035	3-Way CPVC 1-1/2 in. (2 in. slip outside)	1	2
263036	2-Way CPVC 1-1/2 in. (2 in. slip outside)	1	2
263037	3-Way PVC 1-1/2 in. (2 in. slip outside)	1	2
263038	2-Way PVC 1-1/2 in. (2 in. slip outside)	1	2
263047	3-Way Solar Valve w/ drain-down, CPVC 2 in. (2-1/2 in. slip outside)	1	2
CHECK VALVES			
263042	Check Valve CPVC 2 in. (straight 2-1/2 in. slip outside)	1	2
263042Z	Check Valve Rebuild Kit		



PVC Valves not recommended for climates that can reach air temperatures of over 104°F.

HiFlow Valve

Backwash Valve for Side Mounted Sand & D.E. Filters



Featured Highlights

- PVC body
- Large, one-piece handle for trouble-free operation
- Six-position, positive-lock operation
- Noryl heavy-duty diverter
- 2 in. ports for unrestricted flow
- Specific Valves for D.E. and sand applications
- Special winterizing position

The side mounted HiFlow™ valve is designed for maximum performance and working pressures. Available in 2 in. slip models.



Listed

HiFlow Valve
261049



Ordering Information

Product	Description	Carton Qty.	Carton Wt. (Lbs.)
HIFLOW VALVE			
261049	2 in. HiFlow Valve, no plumbing	1	6.4

See page 524 for replacement parts.

Multiport Valves

Backwash Valves for Eclipse & Meteor High-Rate Sand Filters



Featured Highlights

- 8-position (1-1/2 in. top mount)
- Durable lever action handle
- Wear resistant rotor
- Threaded or socket ports
- Sight glass included
- 100% factory tested

Top mount valves are available in 1-1/2 in. 8-position or 2 in. 6-position. All multiport valves are constructed of molded ABS material with heavy-duty plastic handles and are 100% factory tested.

Multiport Valve 50118200



Ordering Information


Product	Description	Carton Qty.	Carton Wt. (Lbs.)
TOP MOUNT MULTIPORT VALVES			
50118100	8-pos. 18 in. and 20 in. Meteor, 1-1/2 in.	1	6
50118200	8-pos. 22 in. Eclipse / Meteor	1	6
50118300	8-pos. 1-1/2 in. thrd., 26 and 30 in. filter ¹	1	6
50123100	2 in. thrd., 30 in. filter ¹	1	7

¹ For filters built after 11-95.

See page 526 for replacement parts.

Pre-Plumbed Valves

Backwash Valves for D.E. and High-Rate 8 in. Centerline Sand Filters



263052



50181212

Pre-plumbed Valves

Featured Highlights

- 100 GPM (1-1/2 in. side mount)
- 125 GPM (2 in. side mount)
- Site glass included (MPV's)
- Brass reinforced piston (PPV's)
- 100% factory tested

Pre-plumbed Push Pull and Multiport Valves are complete with bulkhead unions for simple installations with filters. The 1-1/2 in. Side Mount Multiport Valves are rated at 100 GPM to accommodate most installations. The 2 in. Side-Mount MPV is rated at 125 GPM. Push Pull valves are 2 in. socket. All valves are 100% factory tested.

Ordering Information

Product	Description	Carton Qty.	Carton Wt. (Lbs.)
SIDE MOUNT MULTIPORT VALVE WITH PLUMBING KIT			
50181212	1-1/2 in. Threaded Valve Kit for DE Filters	1	6
50181312	2 in. Threaded Valve Kit for DE filters	1	10
ABS PUSH PULL VALVES FOR SAND AND D.E.			
263052	Push Pull Valve, 8 in. Center	1	3

Note: For 8 in. centerline filters only.

These valves work on Eclipse Sand Filters and on original American Products filters manufactured before Nov. 1, 1988.

Pre-Plumbed Valves


Backwash Valves for 1-1/2 & 2 in. D.E. and Sand Filters



Featured Highlights

- PVC body
- The right valve for easy operation
- Six-position, positive-lock operation
- Special winterizing position

Multiport Valve Kit
261055



Side mounted HiFlow and Multiport valves are designed for maximum performance and working pressures. Available in 1-1/2 and 2 in. threaded or slip models.

Ordering Information

Product	Description	Carton Qty.	Carton Wt. (Lbs.)
MULTIPORT VALVE KIT FOR FILTERS, SLIP			
261055	2 in. MPV, for Triton & Quad D.E. filters [SM 20-3] 7-1/2 in. Centerline	1	9
261152	2 in. MPV, for FNS, FNS Plus & NSP filters [SM 20-2] 7-1/2 in. Centerline	1	9
261173	1-1/2 in. MPV, for Triton & Quad D.E. filters [SM 10-3] 7-1/2 in. Centerline	1	8
261177	1-1/2 in. MPV, for FNS, FNS Plus & NSP filters [SM 10-2] 7-1/2 in. Centerline	1	8
HIFLOW VALVE KIT FOR FILTERS, SLIP			
261050	2 in., w/bulkhead fittings, for Triton & Quad D.E. filters, 7-1/2 in. Centerline	1	9
261142	2 in., w/bulkhead fittings, for FNS, FNS Plus & NSP filters, 7-1/2 in. Centerline	1	9
PVC SLIDE VALVE, SLIP			
263064	Push Pull Valve, 7-1/2 in Center, PVC, Almond	1	4.5
263079	2 in. w/o bulkhead fittings for D.E. and sand filters, 7-1/2 in Centerline	1	
PVC VALVE, FULL FLOW			
263010	Backwash valve, 7-1/2 in. Centerline, white (for use with sand filters only)	1	

HiFlow Valve Kit
261050



PVC Slide Valve Kit
263064



See page 524, 527, 532, and 534 for replacement parts.

TA Tagelus® Filter Valves

1-1/2 and 2 in. Backwash Valves for Top Mount Sand Filter



The top mounted HiFlow and Multiport valves are designed for maximum sand filter backwash performance and precise water flow. Available in 1-1/2 and 2 in. threaded.

Featured Highlights

- ABS body
- Large, one-piece handle for trouble-free operation
- Six-position, positive-lock operation
- Heavy-duty diverter
- Special winterizing position

Ordering Information


Product	Description	Carton Qty.	Carton Wt. (Lbs.)
TOP MOUNT MULTIPORT VALVES			
261124	1-1/2 in. TA Valve, "V" thread (TM I2-A), 6 in. Neck Size ¹	1	7
262504	1-1/2 in. TA Valve, Buttruss thread (TM I2-B), 6 in. Neck Size ²	1	7
262505	1-1/2 in. TA to TA D Conversion Kit w/ valve, , 6 in. Neck Size ¹	1	9
261185	2 in. TA D (TA 100D only), clamp, 8 in. Neck Size	1	7
262506	1-1/2 in. TA D (TA 30/40/50/60D), clamp, 6 in. Neck Size ¹	1	7

¹ For filters manufactured before 12-1-91.

² For filters manufactured after 12-1-91.



262506



262505



261185

Slide Valves

ABS Slide Valves/Multiport Valves (Side Mount)



263053

Two-position backwash valves have minimal flow restriction. Unique handle design allows easier operation; pin locks valve in filter position. Connects directly to side ports in D.E. or sand filters with 2 in. PVC unions.



18201-0110

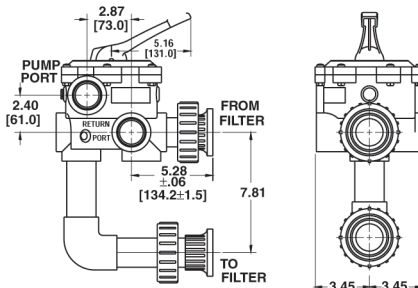
Six-position dial-type valves offer convenience, ease of use and efficient operation. Includes connecting pipe to match side ports in sand and D.E. filters. 2 in. PVC unions for filter-to-valve connection. Positive seal prevents leakage between ports.

Ordering Information

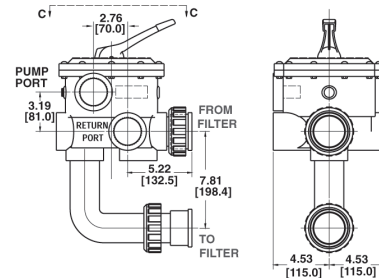
Product	Description	Valve Port Size	Carton Wt. (Lbs.)
SLIDE VALVES - UNION CONNECTION DESIGN			
263053	Push Pull Valve, 7.81 in. Center	2 in.	4
SLIDE VALVES - HOSE CONNECTION DESIGN ¹			
263078	Slide Valves, 2 position, Plastic	2 in.	4
MULTIPORT VALVES - UNION CONNECTION DESIGN			
18201-0300	ABS 6-Position Valve (for System 3 Mod DE)	2 in.	8
18202-0250	ABS 6-Position Valves with piping	1-1/2 in.	5
18202-0150	ABS 6-Position Valves with 1-1/2 in. piping	1-1/2 in.	5
18201-0200	ABS 6-Position Valves with piping	2 in.	8
MULTIPORT VALVES - UNION CONNECTION DESIGN ¹			
18202-0150H	ABS 6-Position Valves (hoses not included)	1-1/2 in.	5
18201-0200H	ABS 6-Position Valves (hoses not included)	2 in.	8
ACCESSORIES - HOSE CONNECTOR KITS - VALVE TO FILTER			
24750-0331	1-1/2 in. x 1-1/2 in. Connector		2
24750-0624	1-1/2 in. x 2 in. Connector		2
24750-0341	2 in. x 2 in. Connector		2

¹ Replacement Valves for Old Design Filters.

Dimensions and Performance



1-1/2 in. Multiport Valve
18201-0110



2 in. Multiport Valve
18201-0300

See page 529 and 534 for replacement parts.

